



## FortiEDR Cloud 注册指南



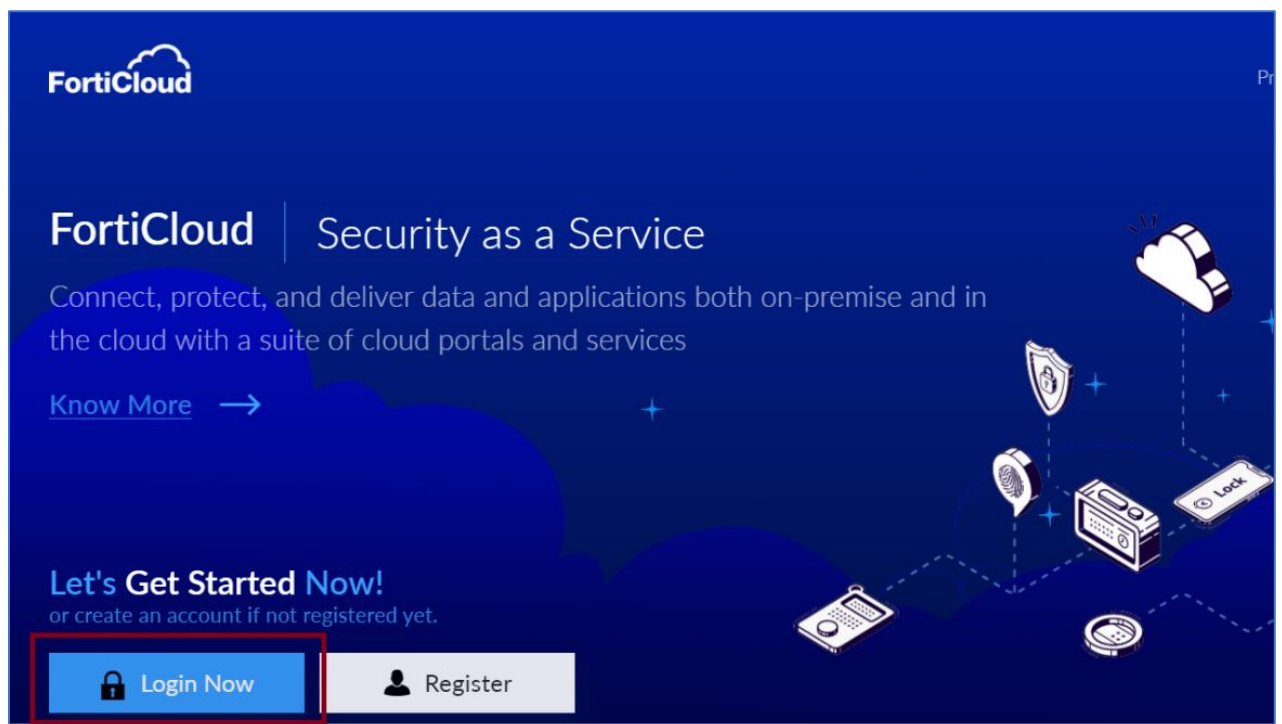
版本	V1.0
时间	2023 年 10 月
作者	季家强
状态	已审核
反馈	support_cn@fortinet.com



FortiEDR 有 Cloud 和非 Cloud 两种部署方式。Cloud 部署方式在注册时，需要特别注明 Cloud 部署地点；非 Cloud 方式没有特别需要注意的地方。本文只针对 cloud 部署方式的注册指南。

步骤 1：使用注册账号登录 Support 官网

<https://support.fortinet.com>



步骤 2：输入合同注册码“Contract Registration code”（在购买的 PDF 许可里包含此注册码），并选择用户类型“End User Type”

FortiCloud Services Support

ASSET MANAGEMENT

Dashboard Products

Register Product

1 Registration Code 2 3 4

Registration Code

Please enter your product serial number, service contract registration code or license certificate number to start the registration: \*

482575928841

End User Type

The product will be used by

A government user

A non-government user

In this context a government end-user is any central, regional or local government department, agency, or other entity performing governmental functions, including:

1. Governmental research institutions.
2. Governmental corporations or their separate business units which are engaged in the manufacture or distribution of items or services controlled on the Wassenaar Munitions List.
3. International governmental organizations.

步骤 3: 在产品描述“Product Description”一栏里一定要输入期望的 EDR Cloud 的部署地点，如果要求部署在中国的，一定要填写“Hong Kong Cloud”。

如果中国用户要求在其他国家或地区部署的，请拨打 400 600 5255 电话，我们会进一步确认最佳的部署地点。

选择 Fortinet 合作伙伴，并输入额外的支持合同#(如果您有的话)每行一个。输入详细信息后单击 Next

ASSET MANAGEMENT

Dashboard Products Online Renew Account Services ELA Profile

Register Product > 482575928841

1 2 Registration Info 3 4

Product Model: FortiEDR Contract Number: 482575928841

Product Description: Hong Kong Cloud

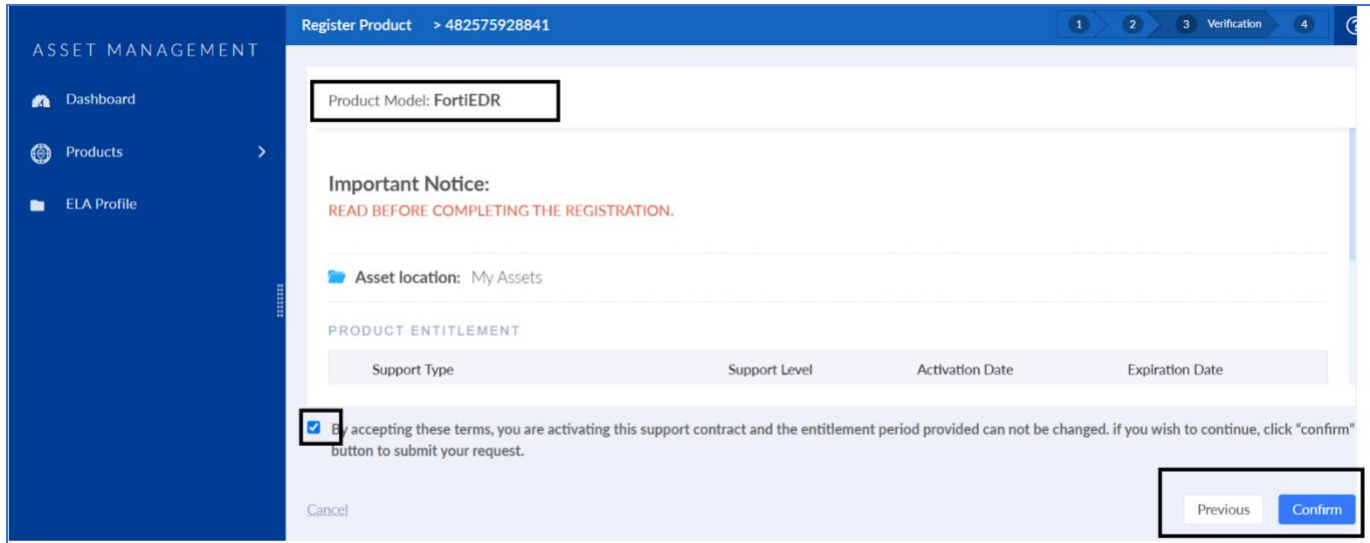
Fortinet Partner: Select a Partner

Support Contract No.: Please enter additional contract number(s) one per line

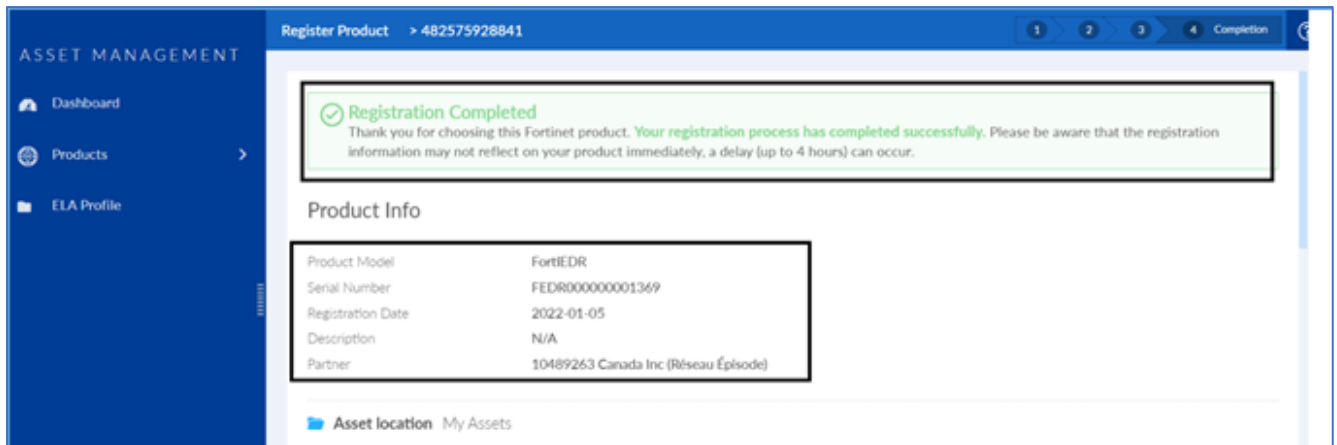
Cancel Previous Next

必填项!

步骤 4: 接受条款并点击确认“Confirm”完成注册



步骤 5：看到注册成功“Registration Completed”后，再核对一下此页面列示的产品信息



步骤 6：一旦您注册了 FortiEDR 许可 SKU(云)，您须按照相同的注册步骤在 Forticloud 中注册 BPS 支持合同代码。

The screenshot displays the Fortinet Account Service interface. The left sidebar contains navigation options: Dashboard, Products, Online Renew, Marketplace, Account Services (highlighted), and ELA Profile. The main content area shows details for 'FortiEDR BPS Service' with the following information:

- Product Serial No.: EDRBPS0000000478
- Registration Date: 2022-10-16
- Service Name: FortiEDR BPS Service
- Partner: Unknown
- Contract No.: 482519015556

Below this, there are two tables:

SERVICE ENTITLEMENT			
Support Type	Support Level	Activation Date	Expiration Date
Forticare Best Practice Service	Premium	2022-10-16	2023-10-16

REGISTERED SUPPORT CONTRACT(S)		
Contract Number	SKU	Registration Date
482519015556	FC2-10-EDBPS-310-02-12	2022-10-16

步骤 7: FortiEDR 运维团队将收到上述新云许可注册的电子邮件通知, 然后运维团队将在 72 小时内创建 FortiCare Ticket 并共享云环境访问细节。

步骤 8: 运维团队同时会创建一个 BPS 支持 ticket, 分配到 BPS 团队以提供客户入职服务